

BIGFORK™ DRY DAYPACK 30L

SEALLINE®

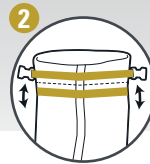
A highly durable dry daypack built for paddlers, the waterproof Bigfork™ is made to simply throw in your gear, roll the top to seal, and go. Features include a harness system for easy carrying, a bungee system for easy access, and lash points for securing and attaching accessories.

FEATURES

- 1 **WATERPROOF** material and fully welded seam construction for confident protection
- 2 **DRYSEAL™ ROLL-TOP CLOSURE** for optimal, intuitive sealing
- 3 **REMOVABLE HARNESS SYSTEM** with padded shoulder straps and webbing waist belt for comfortable carrying
- 4 **BUNGEE SYSTEM** for quick and easy stowing and retrieval on pack exterior
- 5 **LASH POINTS** for securing pack to a kayak deck
- 6 **ATTACHMENT POINT** for clipping on accessories

LIGHT-COLORED INTERIOR for ease of identifying contents within

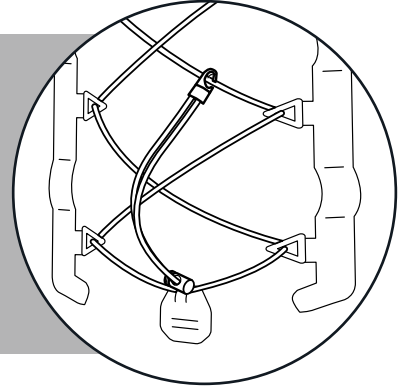
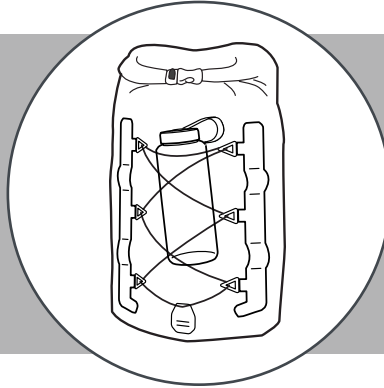
PRINTED ROLL-TOP INSTRUCTIONS on pack interior for reference in the field



FEATURES & INSTRUCTIONS

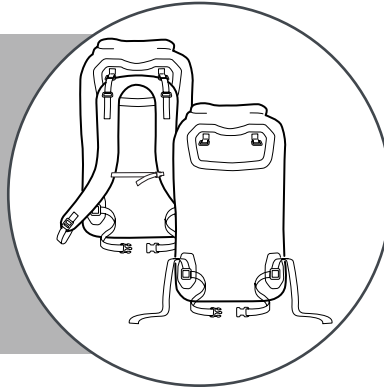
UTILIZE BUNGEE SYSTEM

The front bungee system allows you to stow frequently used items in-sight and within easy reach. Simply pull on the cord to tighten down your load and clip the cord to the bungee to keep it from dangling or catching on other items.



ATTACH/ DETACH SHOULDER HARNESS

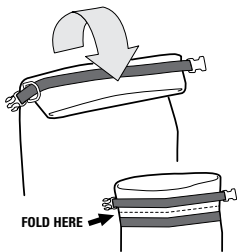
Your daypack comes with the shoulder harness attached. To detach it for travel or dry bag use, simply unthread webbing to detach and re-thread to re-attach.



CLOSE & SEAL PACK

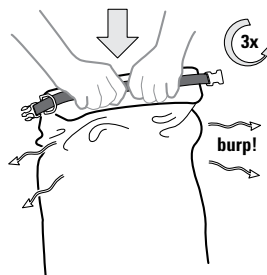
NOTE: Roll-top Instructions are also printed on the interior of your pack for reference in the field.

1



1. **FOLD** To properly close and seal pack, first ensure both black sealing strips are wrinkle-free. Fold the top over toward sealing strips, line up strips, and press together.

2



2. **BURP** Hold sealing strips firmly together and push down on the pack to 'burp' out trapped air. Fold and roll tightly at least twice until black strips are no longer visible.

3



3. **CLASP** Pull ends together in the opposite direction of the fold and connect buckle.

MORE INFO

DRY PACK CARE & USE

To substantially increase the life of dry packs, follow these guidelines:

- After each use, the pack should be cleaned and air dried
- To clean, wash with a soapy brush and rinse
- Store pack once completely dry, inside and out
- When packing, pad items with hard, sharp corners to minimize wear on the fabric
- Keep all insect repellents and solvents from making direct contact with dry packs. If contact occurs, wash the pack thoroughly.

NOTICE

No roll-down closure pack from any manufacturer is 100% waterproof when submerged. This pack is not suitable for protecting items such as optical, electrical or photographic equipment, as submersion or impact may do permanent damage. For such equipment, hard cases with O-ring seals are recommended to protect against impact damage and long-term submersion. Sealline® Dry Packs are intended to protect your equipment and belongings from rain, splash, and spray. They are not intended for submerged use.



LIMITED LIFETIME WARRANTY

For limited warranty information, please go to: seallinegear.com/warranty

FOR REPAIR OR WARRANTY SERVICE

Please contact our product service center:

U.S. 1-800-531-9531

CANADA 1-888-801-5335

ONLINE seallinegear.com/warranty

SEALLINE®

©2019 Cascade Designs, Inc.

4000 First Ave. S.

Seattle, WA 98134 U.S.A.

1-800-531-9531

seallinegear.com